

Fitting Instructions

MK4 Focus ST 2.3Ecoboost OEM+ Intake kit

Fitting Difficulty



Contents

Description	Quantity
Turbo intake hose	1
OEM+ Intake hose	1
Intake hard pipe	1
Hi Flow panel filter	1
70-90 Hose clamp	3
60-80 Hose clamp	1
M6x16 Cap head bolt S/S	2
M6 Large rubber washer	2
M6 flat S/S washer	2

Recommended Tools

Tools	Size
Ratchet	
Sockets	7/8/10 mm
Socket extension	
Allen Key / Bits	5mm
Constant Tension Pliers	



Before starting, please ensure that the engine is cool. Engine temperatures can remain high for a substantial amount of time after use.



Fitting Instructions

MK4 Focus ST 2.3Ecoboost OEM+ Intake kit


Fitting Difficulty




- 1 Remove the 10mm nut holding the engine cover down and then remove cover.




- 2 Remove the OE intake pipe, loosen the 2 x hose clamps then unclip the front breather pipe and DV hose to the rear. Finally remove the 2 x 8mm bolts on the bracket and pull away from turbo hose and airbox.



- 3 Remove the OE turbo inlet pipe by loosening the hose clamp at the turbo end.



- 4 Install the new Revo turbo inlet silicone using the supplied 60-80 hose clamp.



Fitting Instructions

MK4 Focus ST 2.3Ecoboost OEM+ Intake kit

Fitting Difficulty



- 5 Install the new Revo hard pipe by first sliding into the new turbo hose with supplied 70-90 hose clamp and then bolting down to the OE mounting points using the supplied M6 bolts, flat washers and M6 Large rubber washers. Place the rubber washers in-between the OE mount holes and bottom of hard pipe bracket. Then re-connect the DV hose and breather pipe.




- 6 Install the new Revo panel filter by unclipping the two clips on top of the airbox, remove the OE paper filter and replace with Revo Hi-Fow version. Re-attach the lid by aligning tabs at side of airbox and then clamping in place with the two clips.



- 7 Install the new Revo OEM+ intake hose onto the hard pipe and airbox using the supplied 70-90 hose clamps. Check all clamps are tight and OE connections are back in place. Re-install the engine cover reverse of removal.

Your installation is now complete.



Fitting Instructions

MK4 Focus ST 2.3Ecoboost OEM+ Intake kit

Fitting Difficulty



NO.	DESCRIPTION	QTY.
1	MK4 Focus ST Intake Turbo hose	1
2	MK4 Focus ST Intake hard pipe	1
3	70-90 Hose clamp S/S	3
4	60-80 Hose clamp S/S	1
5	M6x16 Cap head bolt S/S	2
6	M6 Large rubber washer	2
7	M6 Flat washer S/S	2
8	Packaging - Intake box	1
9	MK4 Focus ST OEM+ Intake hose	1
10	WB-513REVO MK4 Focus ST Panel filter	1
11	Packaging - Panel filter box	1

TITLE: **revo**

RF081M200100 Fitting Instructions

SIZE DWG. NO. **A** REV **00**

SCALE: 1:6 SHEET 1 OF 1

1